

How to get Site key and Secret key for reCAPTCHA – v2

Step 1: Access this page <https://www.google.com/recaptcha/admin> and login with your Google account.

Step 2:

The screenshot shows the Google reCAPTCHA Admin console interface. At the top is a blue header with 'Google reCAPTCHA'. Below it is a light blue bar with a back arrow and the text 'Register a new site'. The main form area contains several sections:

- Label:** A text input field containing 'Prestashop CAPTCHA'. A red dashed box highlights this field, with the annotation '1. Enter a label' to its right.
- reCAPTCHA type:** A section with radio buttons. The 'reCAPTCHA v2' option is selected. A red dashed box highlights the 'reCAPTCHA v2' section and its sub-options: 'I'm not a robot' Checkbox, Invisible reCAPTCHA badge, and reCAPTCHA Android. A red annotation '2. Select your prefer reCAPTCHA type' is to the right.
- Domains:** A section with a '+ yourdomain.com' input field. A red dashed box highlights this field, with the annotation '3. Enter your domain' to its right.
- Owners:** A section showing an email address 'gmail.com (You)' and a '+ Enter email addresses' button.
- Accept the reCAPTCHA Terms of Service:** A checkbox is checked. A red dashed box highlights this checkbox, with the annotation '4. Accept Terms of Service' to its right. Below the checkbox is a link to the 'reCAPTCHA Terms of Service'.

Step 3: Click “Submit” button

This screenshot shows the bottom portion of the registration form. It includes a checked checkbox labeled 'Send alerts to owners' with an information icon to its right. Below this are two buttons: a blue 'CANCEL' button and a blue 'SUBMIT' button. A red dashed box highlights the 'SUBMIT' button, with the annotation '5. Click “Submit”' to its right.


Step 4: Copy Site key and Secret key to the module backend

Google reCAPTCHA

Adding reCAPTCHA to your site


'Prestashop CAPTCHA' has been registered.

Use this site key in the HTML code your site serves to users. [See client side integration](#)

 COPY SITE KEY

6Letpp8UAAAAAP1jpZPA-p_ckfAyrD_Hec10Vkh_

Use this secret key for communication between your site and reCAPTCHA. [See server side integration](#)

 COPY SECRET KEY

6Letpp8UAAAAACqb9q8zylIH23Oo6qOaVnwPG1i

[GO TO SETTINGS](#)

[GO TO ANALYTICS](#)

**Copy site key and secret key
to CAPTCHA module backend**

* Captcha type

☐

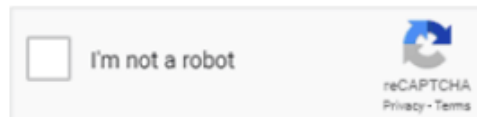
Simple captcha - Easy level

☐

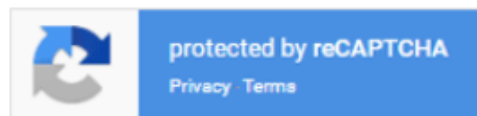
Simple captcha - Medium level

☐

Simple captcha - Difficult level

☒

Google reCAPTCHA - V2

☐

Google reCAPTCHA - V3

* Site key

6Letpp8UAAAAAP1jpZPA-p_ckfAyrD_Hec10Vkh_

* Secret key

6Letpp8UAAAAACqb9q8zylIH23Oo6qOaVnwPG1i